LITERA / BELICHE /BUNK

LITERA CON HUECO INFERIOR MIO/BELICHE COM FURO INFERIOR MIO /BUNK BED WITH LOWER BERTH MIO

Ref. 08500406486

Por favor, lea las instrucciones cuidadosamente antes de montarlo para garantizar un funcionamiento seguro y satisfactorio.

Por favor, leia as instruções cuidadosamente antes de usar para garantir o funcionamento seguro e satisfatório deste produto.

Please read the instructions carefully before use to ensure safe and satisfactory operation of this product.

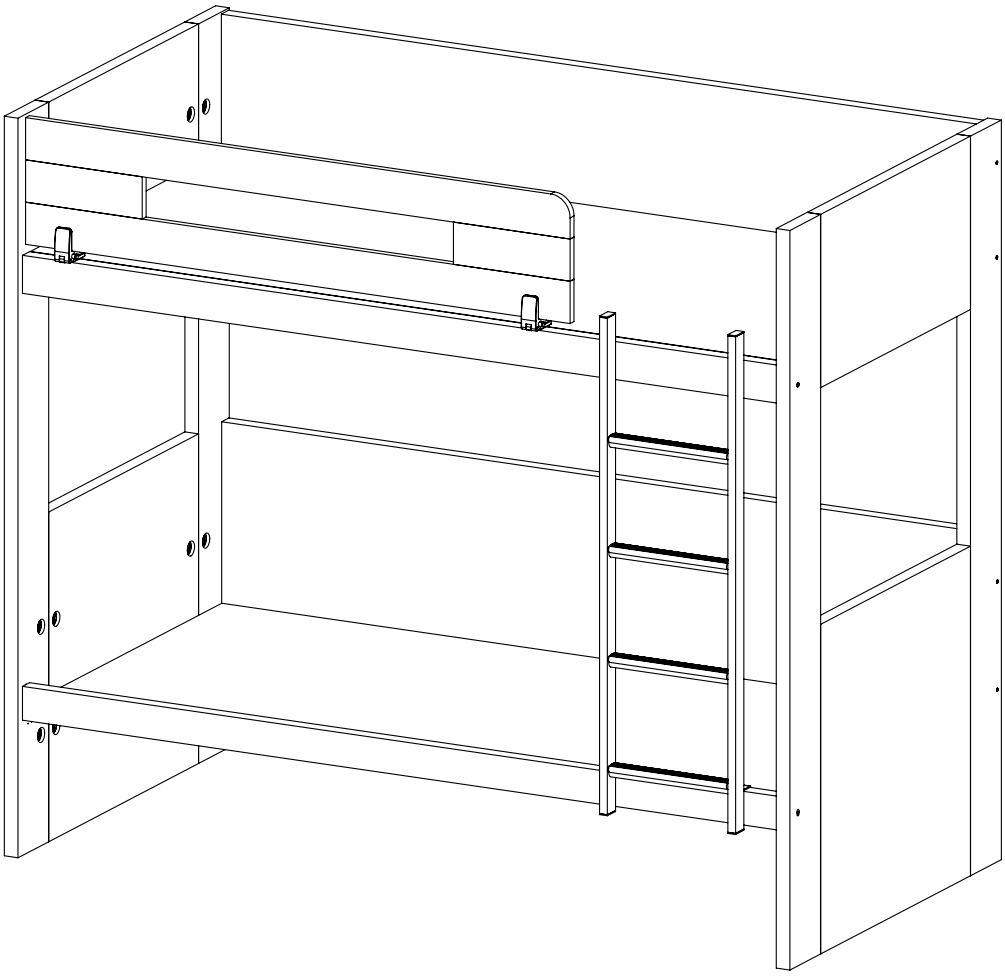

INSTRUCCIONES DE MONTAJE
IMPORTANTE:
LEA LAS INSTRUCCIONES DETENIDAMENTE Y CONSÉRVELAS PARA CONSULTAS POSTERIORES

- Las camas altas y la cama superior de las literas no son adecuadas para niños menores de seis años, debido al riesgo de lesiones por caídas.
- Las literas y las camas altas pueden presentar un riesgo grave de estrangulamiento si no se utilizan correctamente. No se debe sujetar o colgar en ninguna parte de la litera ningún elemento que no esté diseñado para utilizarlo con la cama. Por ejemplo: cuerdas, cordeles, cordones, ganchos, correas y bolsas, entre otros.
- Los niños pueden quedar atrapados entre la cama y la pared, el techo, el tejado, otros elementos de muebles adyacentes (por ejemplo, armarios) y similares. Para evitar el riesgo de lesiones graves, la distancia entre la barrera de seguridad superior y la estructura adyacente no debe ser superior a 7,5 cm o debe ser mayor de 23 cm.
- No utilizar la litera o la cama alta si alguno de sus componentes estructurales está roto o falta.
- Siga siempre las instrucciones del fabricante.
- Es necesario que la habitación esté ventilada para mantener una humedad baja e impedir la formación de moho en la cama y sus alrededores.
- El tamaño recomendado del colchón es de 190 cm de largo y 90 cm de ancho. El grosor máximo del colchón es de 19 cm, que se marca en la barrera de protección. Y el colchón está por lo menos 13 cm por debajo del borde superior de la barrera.
- Es conveniente revisar periódicamente que todos los elementos de fijación están correctamente ajustados.
- Cumple con los requisitos establecidos por la norma EN 747-1:2012+A1:2015.

INSTRUÇOES DE MONTAGEM
IMPORTANTE:
LEIA AS INSTRUÇÕES DETENIDAMENTE E CONSERVE-AS PARA CONSULTAS POSTERIORES

- As camas altas altas e a cama superior dos beliches não são adequadas para crianças menores de seis anos devido ao risco de lesões por quedas.
- Os beliches e as camas altas poderão representar um risco grave de estrangulação caso não se utilizem corretamente. Não se deverá fixar ou pendurar em nenhuma nenhum elemento que não tenha sido concebido para ser utilizado com a cama. Por exemplo: cordas, cordeis, cordões, ganchos, correntes e sacos, entre outros.
- As crianças poderão ficar presos entre a cama e a parede, o teto ou o telhado, entre outros elementos do móvel adjacente (por exemplo, armários) e similares. Para evitar o risco de lesões graves, a distância entre a barreira de segurança superior e 7,5 cm a estrutura adjacente não deverá ser superior a 23 cm.
- Não utilizar o beliche ou a cama alta se algum dos seus componentes estruturais estiver partido ou em falta.
- Siga sempre as instruções do fabricante. É necessário que o quarto esteja ventilado para manter uma humidade baixa e impedir a formação de bolor na cama e à volta.
- O tamanho do colchão recomendado é de 190 cm de comprimento e 90 cm de largura. A espessura máxima do espelho é de 19 cm, o que é marcado no guarda-fogo. E o colchão é de pelo menos 13 cm abaixo do limite superior dos trilhos de proteção.
- É conveniente inspecionar periódicamente que todos os elementos de fixação estejam corretamente ajustados.
- Cumpre com os requisitos estabelecidos pela norma EN 747-1:2012+A1:2015.

ASSEMBLY INSTRUCTIONS
IMPORTANT:
READ CAREFULLY - RETAIN FOR FUTURE REFERENCE

- High beds and bunk beds are not suitable for children under six years due to the risk of injuries from falls.
- Bunk beds and high beds can present a serious strangulation hazard if not used properly. Do not hold or hang on any part of the bunk, any item that is not designed for use with the bed. For example: ropes, cords, hooks, belts and bags, among others.
- Children can become trapped between the bed and the wall, a roof pitch, the ceiling, adjoining pieces of furniture (e.g. cupboard) and the like. To avoid risk of serious injury the distance between the top safety barrier and the adjoining structure shall not exceed 7.5 cm or shall be more than 23 cm.
- Do not use the bunk bed or high bed if any structural part is broken or missing.
- Always follow the manufacturer's instructions.
- It is necessary the room to be ventilated to maintain a low moisture and prevent the formation of mold on the bed and around.
- Recommended mattress size is 190 cm long and 90 cm wide. Mattress maximum thickness is 19 cm, which marked in guardrail. And mattress is at least 13 cm below upper edge of guardrails.
- It is advisable to periodically check that all fasteners are properly adjusted.

MANUAL DE MONTAJE LITERA - Mio

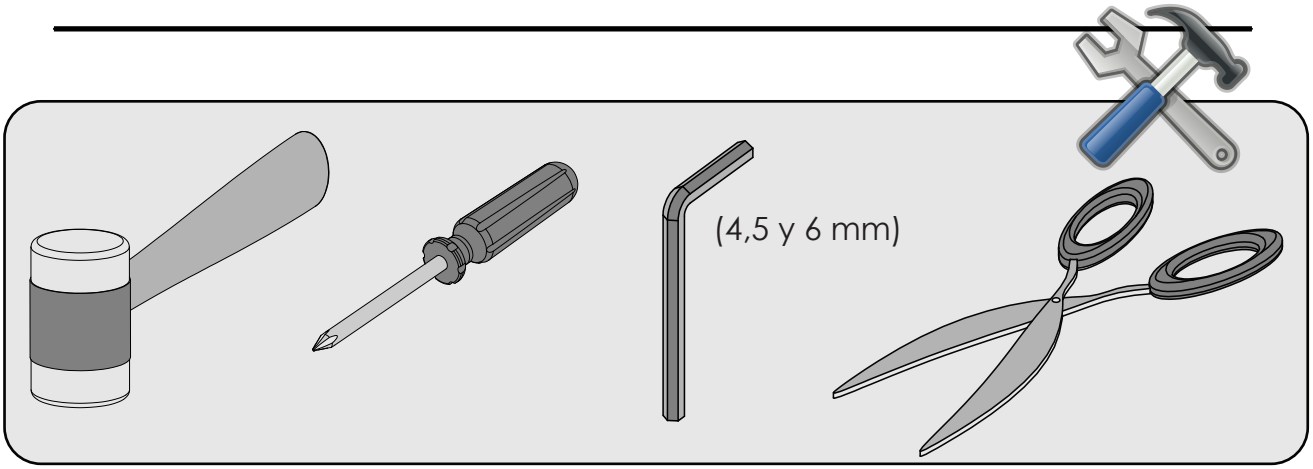

Compruebe que dispone de el herraje necesario para cada paso

1

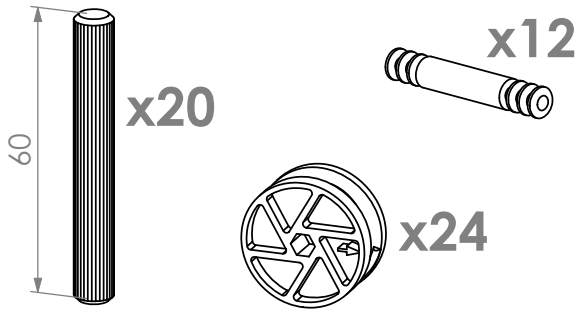

2

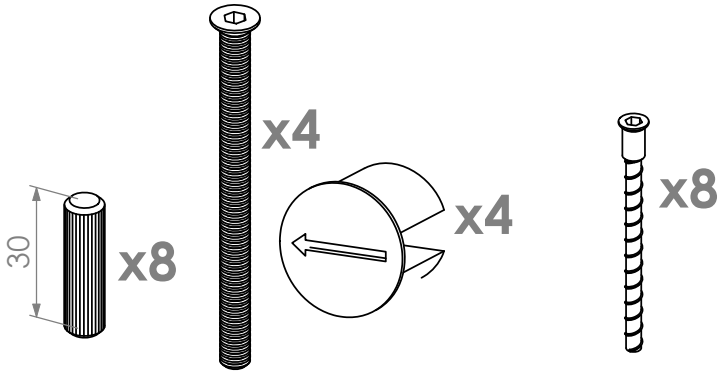

3

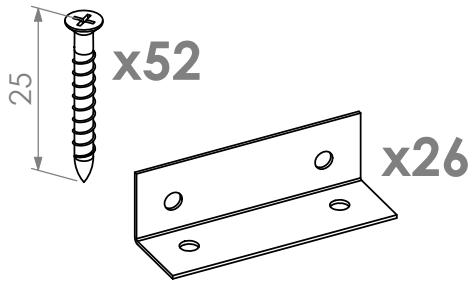

4

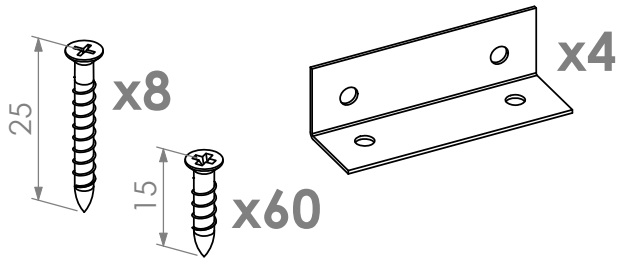

5

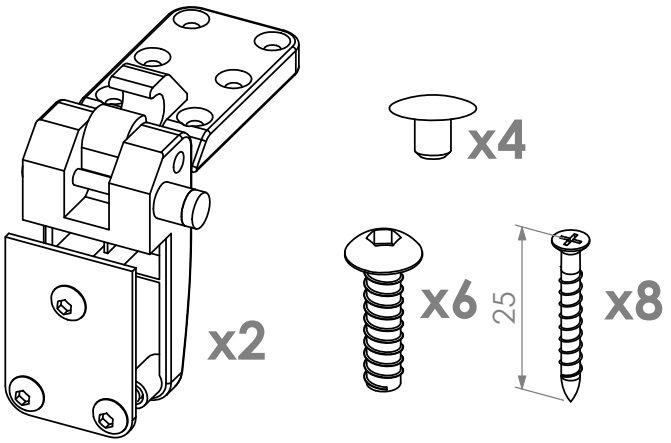

6

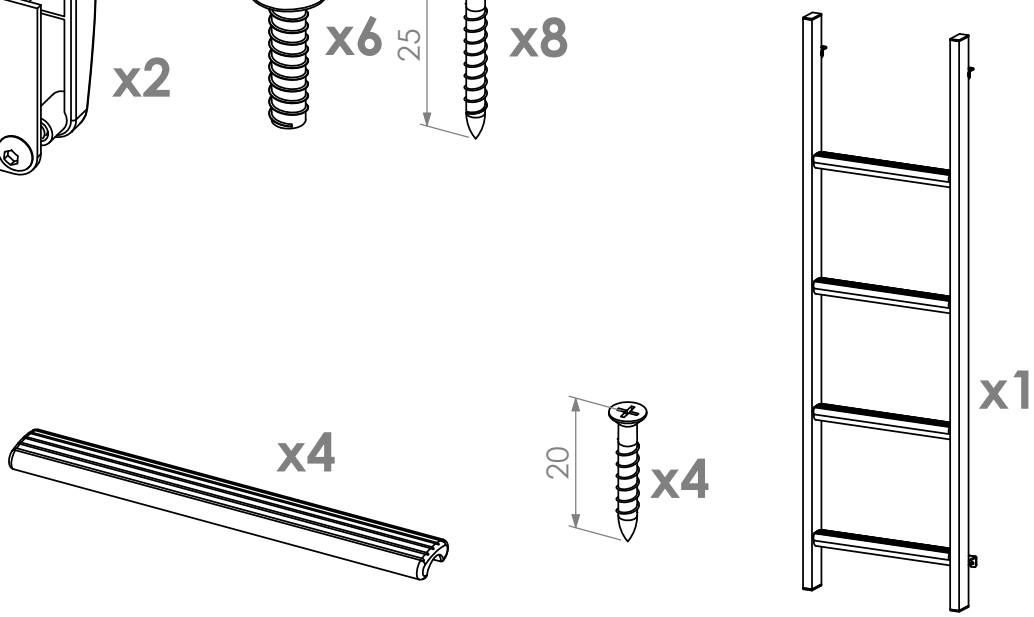

El Corte Inglés	Página: 2/8	Dibujado: 06/11/2020 Comprobado:	Código: 5028030	Hoja: A-2

Desembale el producto usando tijeras, no utilice un cúter, lo puede dañar.

Montaje del bastidor

1 Ensamble los 2 costados

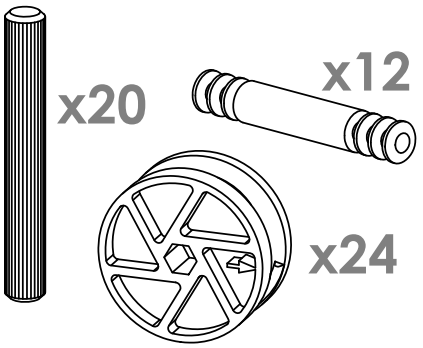

Introduzca los tubillones y las excéntricas en todas las piezas antes de iniciar el montaje

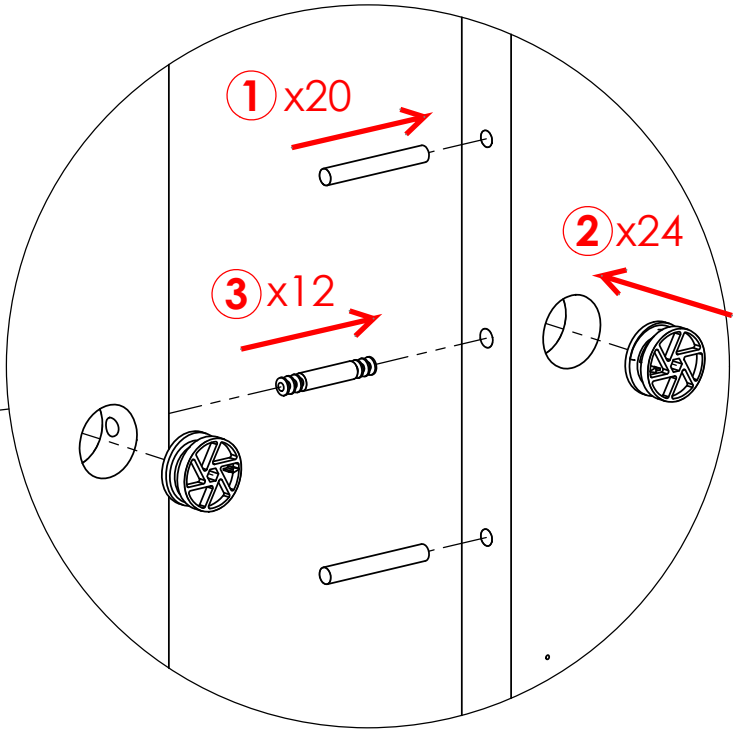

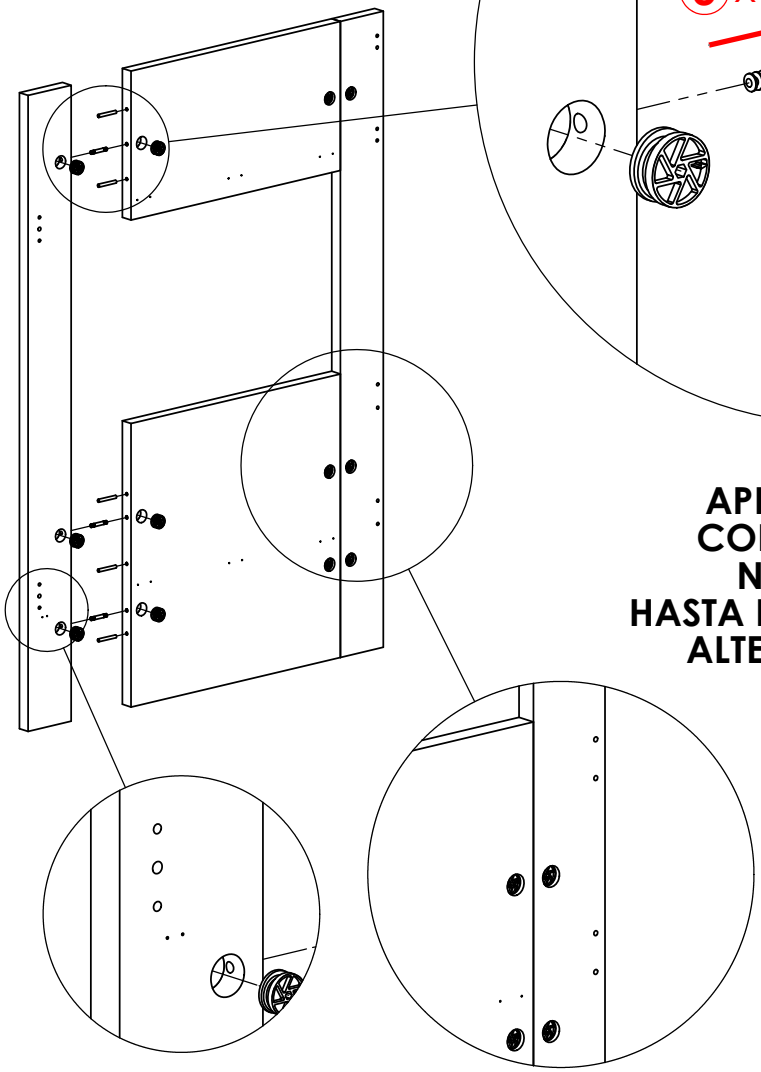

*****ATENCIÓN*****
APRETAR LAS EXCÉNTRICAS CON LLAVE ALLEN DE 6 mm. NO APRETAR 1 DE ELLAS HASTA EL TOPE; REALIZAR EL APRIETE ALTERNANDO DE UNA A OTRA

2 Ensamble el bastidor

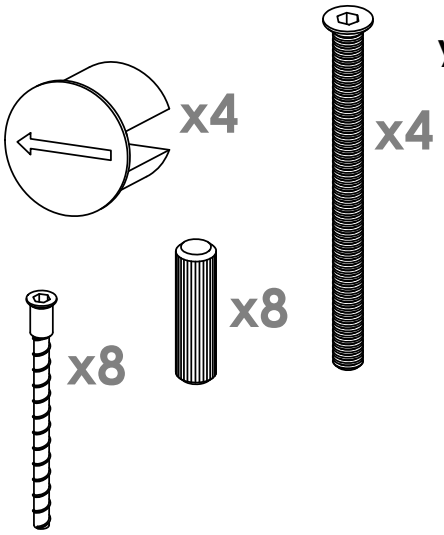

Introduzca los tubillones y las tuercas recubiertas de plástico en los 2 largueros

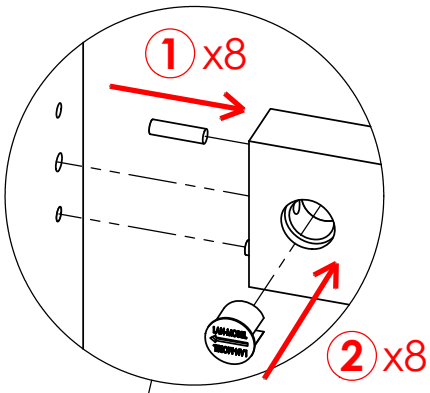

Se recomienda ensamblarlo tumbado sobre las traseras hasta el paso 5

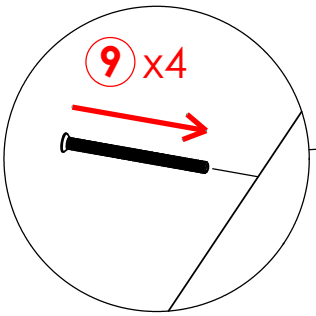

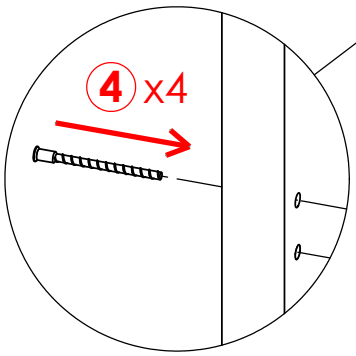

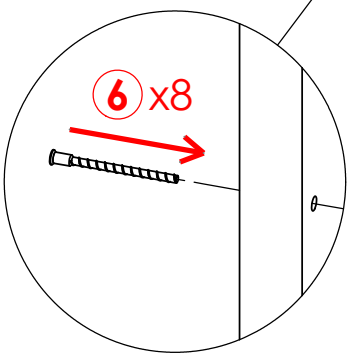

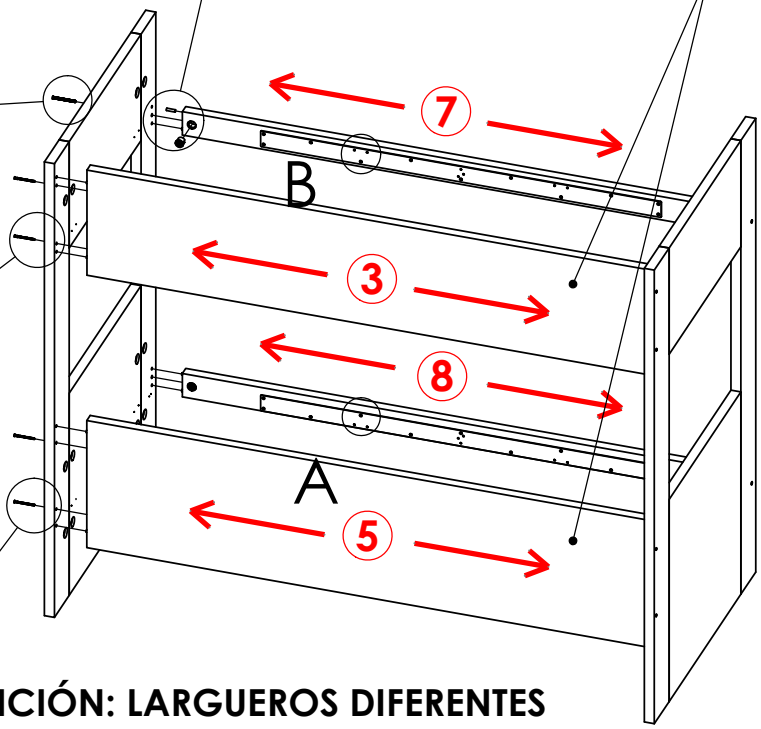

ATENCIÓN: LARGUEROS DIFERENTES

DETALLE A:
Larguero inferior

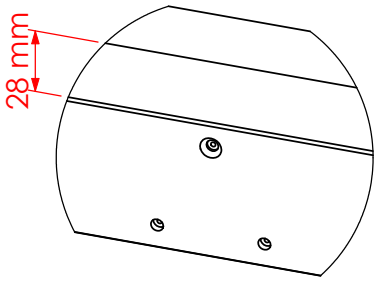

DETALLE B:
Larguero superior

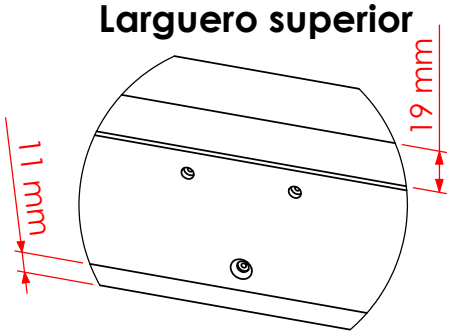

Montaje de los somieres

3 Amarre las escuadras soporte somier

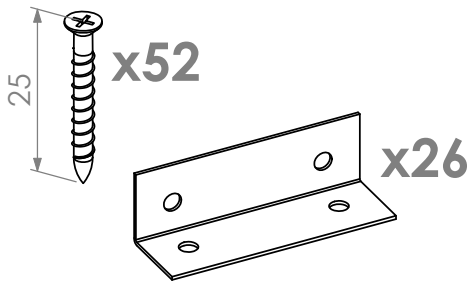

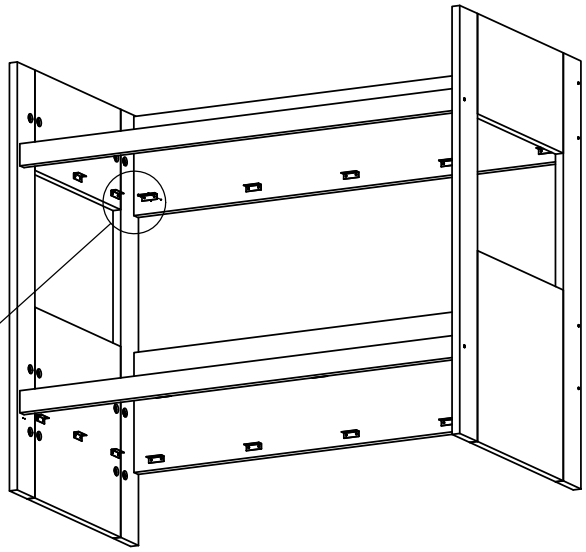

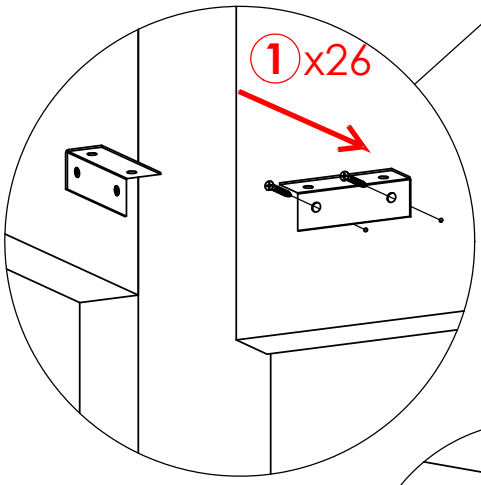

Antes de colocar los tableros-somier, tirafondear solamente 2 escuadras por larguero

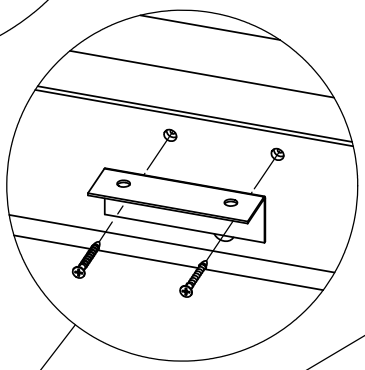

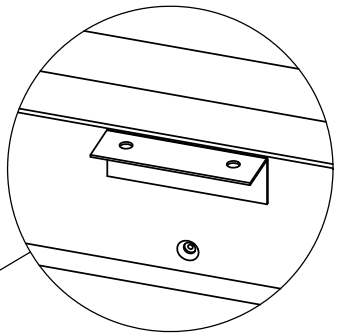

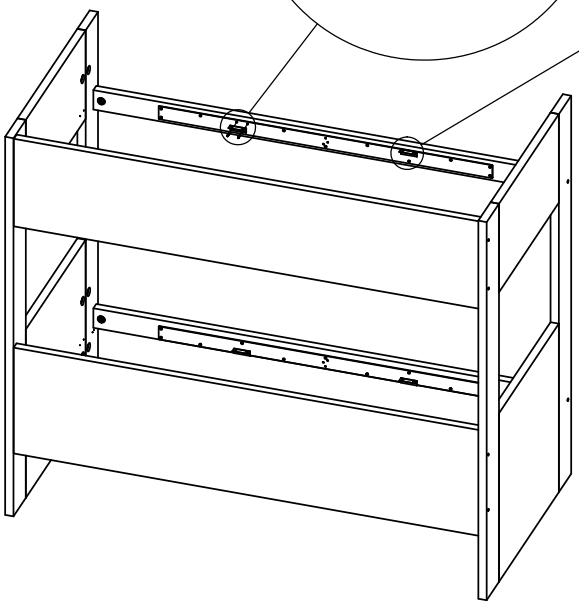

4 Amarre los tableros-somier

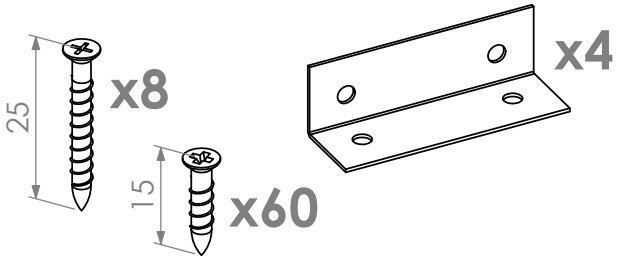

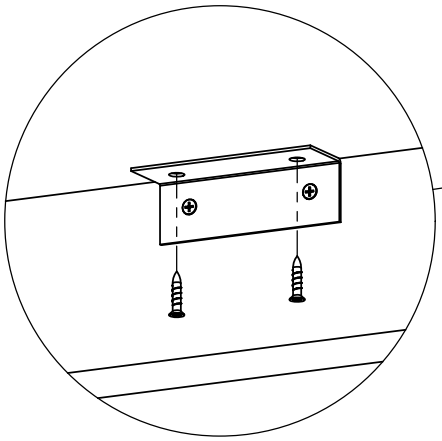

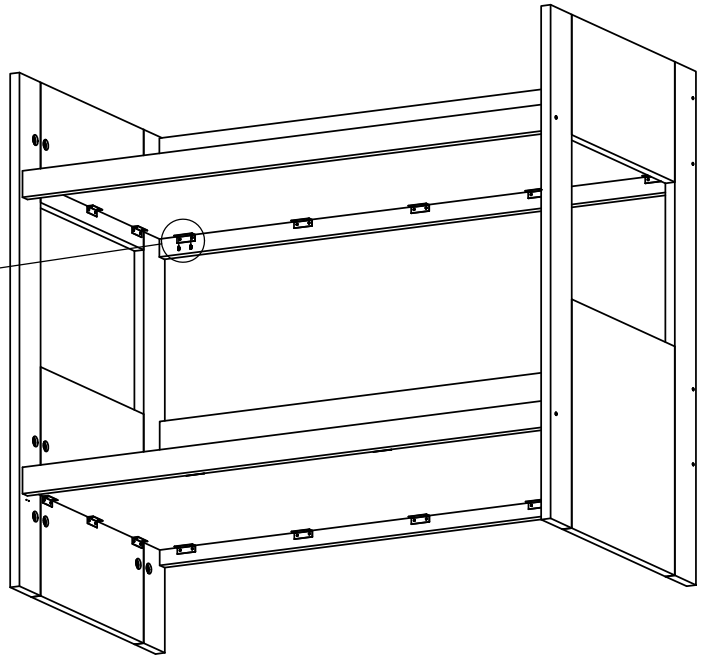

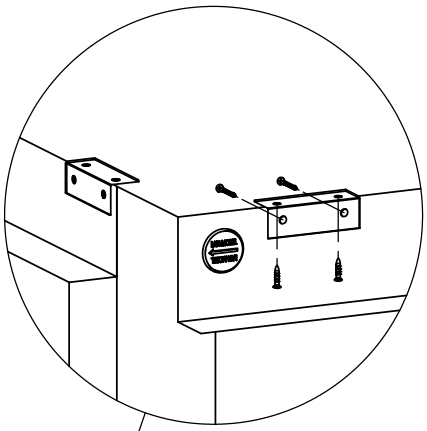

Añadir las últimas 4 escuadras en los extremos de los largueros

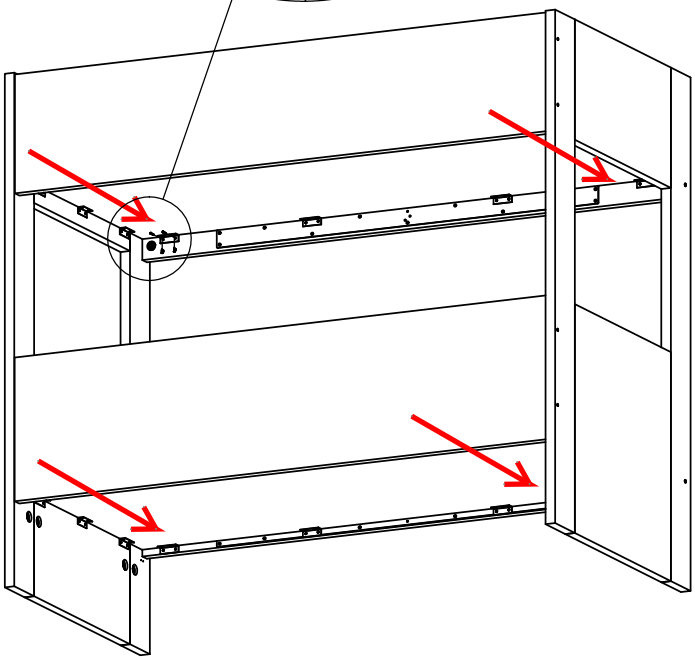

Montaje de complementos

5 Monte el quitamiedos abatible

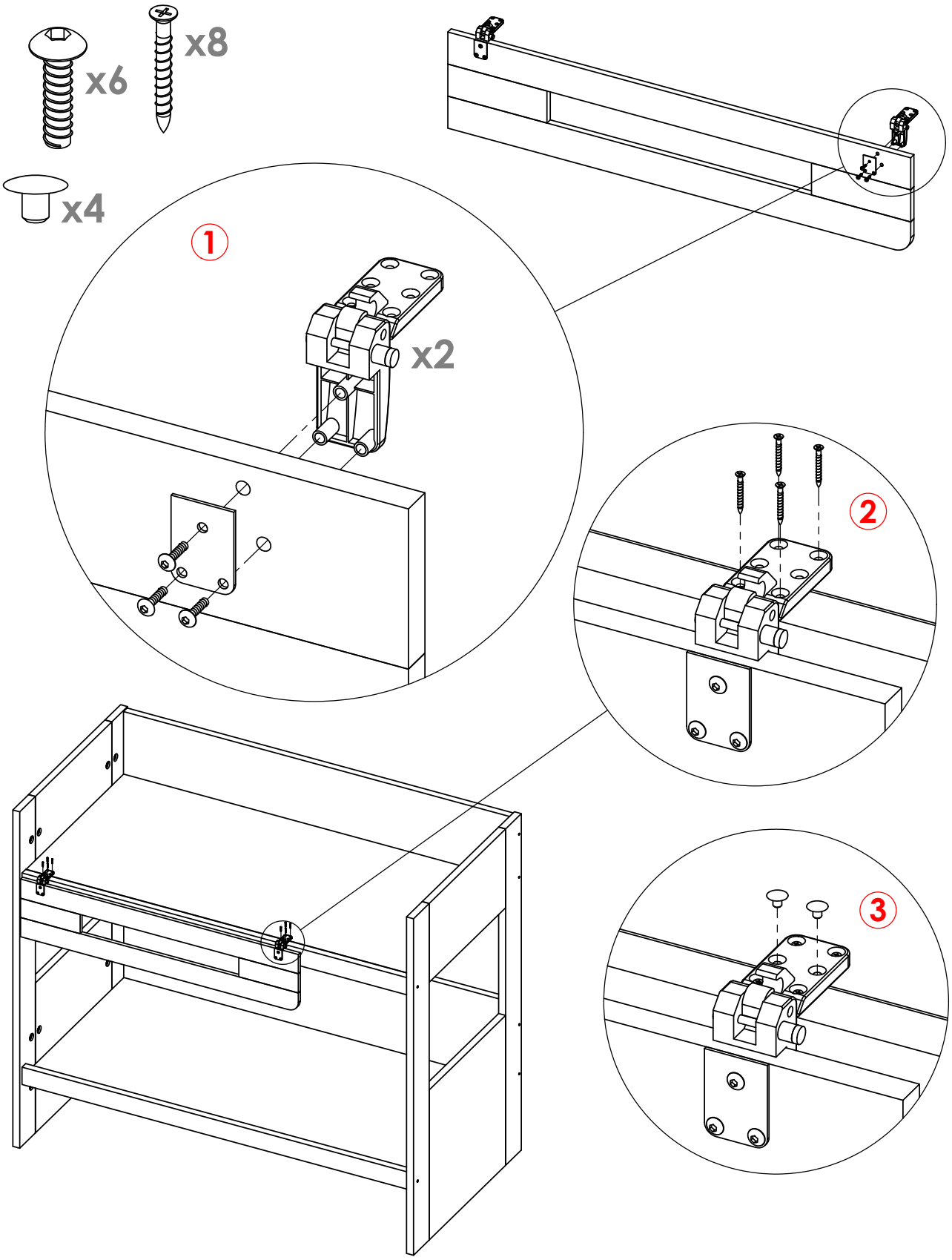

El Corte Inglés	Página: 7/8	Dibujado: 06/11/2020	Código: 5028030	Hoja: D-1
		Comprobado:		

6 Coloque la escalera

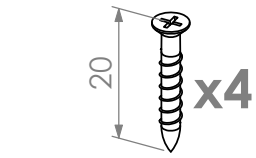



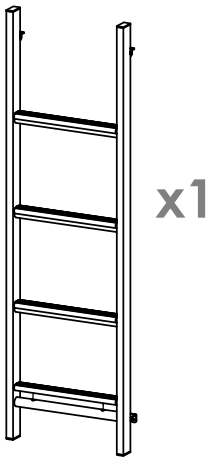

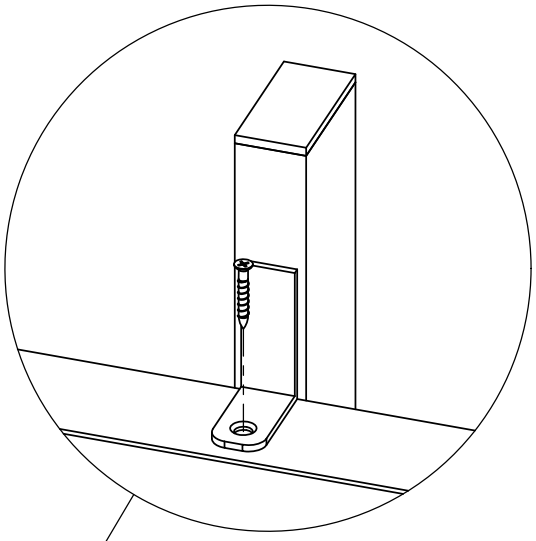

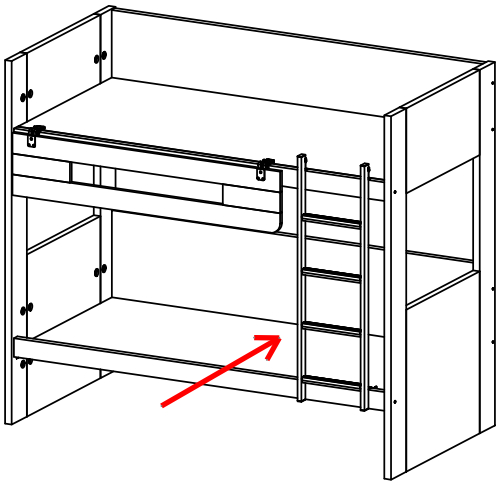

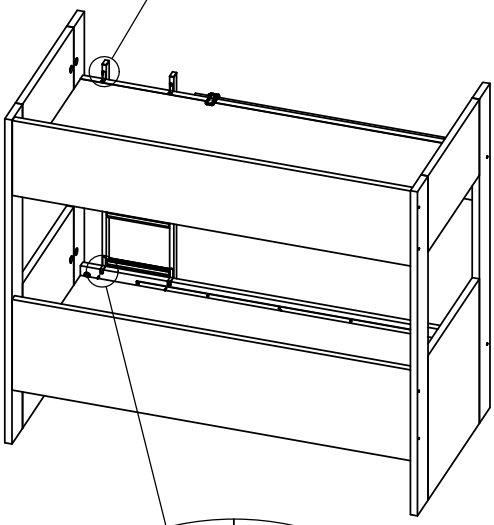

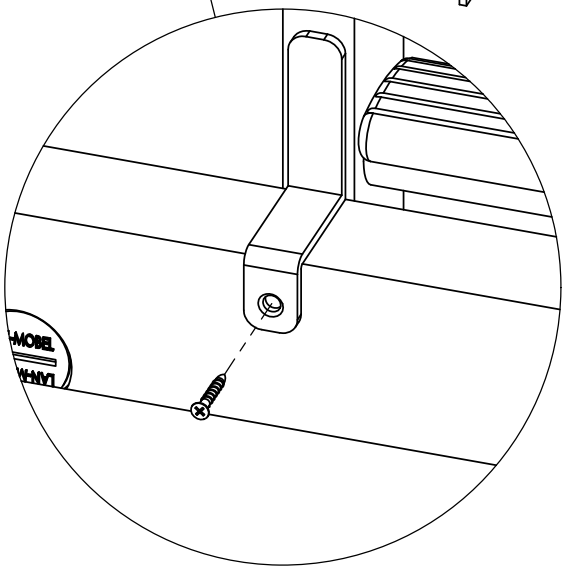

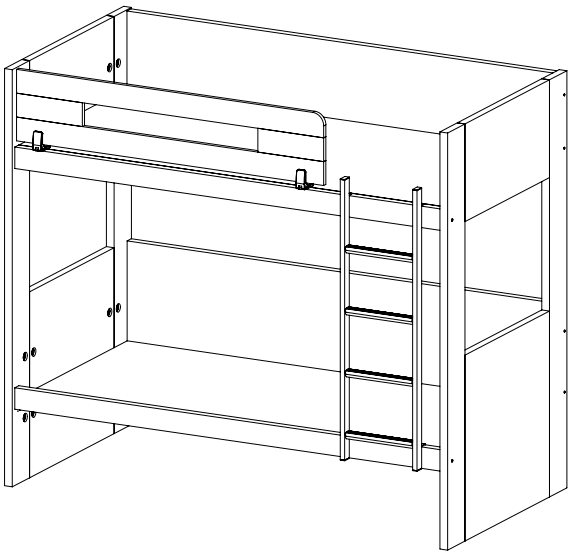

El Corte Inglés	Página: 8/8	Dibujado: 06/11/2020 Comprobado:	Código: 5028030	Hoja: D-2

INSTRUCCIONES DE LIMPIEZA

- Limpie todas las superficies cada semana con un paño limpio. No limpie ninguna superficie con productos abrasivos o químicos agresivos.

INSTRUCÓES DE LIMPEZA

- Limpe semanalmente toda a superfície com um pano limpo. Nao limpe nenhuma superfície com produtos químicos ou abrasivos.

CLEANING INSTRUCTIONS

- Wipe down all surface weekly with a clean cloth. Do not clean any surface with harsh abrasives or chemicals.

El Corte Inglés S.A. Hermosilla 112 - 28009 Madrid
España/ Espanha / Spain. NIF: A-28017895

Fabricado en España / Fabricado na Espanha / Made in Spain

www.elcorteingles.es