BANCADA / BANCO / BEDFRAME

BANCADA BICOLOR BASE TAPIZADA ELEVABLE
BANCO BICOLOR COM BASE ESTOFADA
TWO COLOURS BEDFRAME LIFTING BASE

Por favor, lea las instrucciones cuidadosamente antes de montarlo para garantizar un funcionamiento seguro y satisfactorio.

Por favor, leia as instruções cuidadosamente antes de usar para garantir o funcionamento seguro e satisfatório deste produto.

Please read the instructions carefully before use to ensure safe and satisfactory operation of this product.

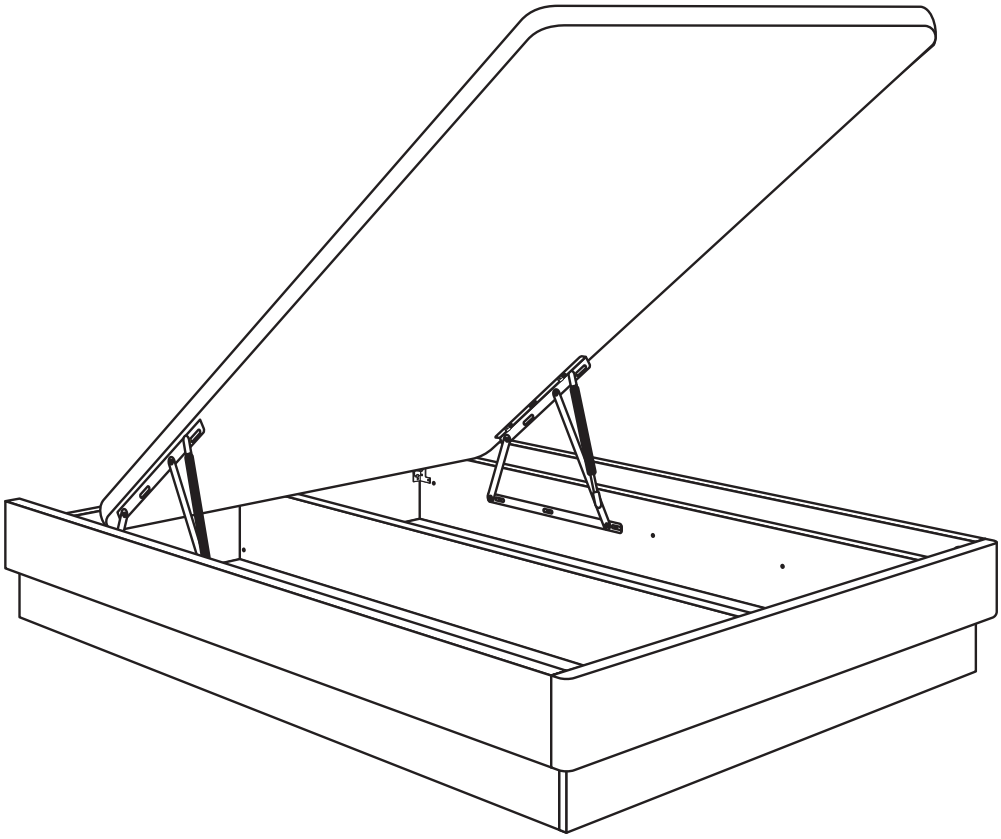

INSTRUCCIONES DE MONTAJE
IMPORTANTE:
LEA LAS INSTRUCCIONES DETENIDAMENTE Y CONSÉRVELAS PARA CONSULTAS POSTERIORES
- Por favor, no se deshaga de ninguna parte del material de embalaje hasta que haya comprobado que contenía todas las piezas y accesorios.
- Antes de empezar a montar su nuevo mueble, le rogamos que lo revise para asegurarse de que le han suministrado todas las piezas y accesorios.
- Siga las instrucciones con exactitud, dado que desviarse de ellas puede anular la garantía del producto y presentar un riesgo para la seguridad.
- Se recomienda realizar el montaje sobre una superficie blanda, como una alfombra, para evitar provocar daños.
- Revise y vuelva a apretar periódicamente todos los elementos de sujeción.
- Limpie todas las superficies cada semana con un paño limpio. No limpie ninguna superficie con productos abrasivos o químicos agresivos.

INSTRUCÓES DE MONTAGEM
IMPORTANTE:
LEIA AS INSTRUCÓES DETENIDAMENTE E CONSERVE-AS PARA CONSULTAS POSTERIORES
- Nao deite fara a caixa até ter verificado todas as pecas e conjuntos de fixacao.
- Antes de comecar a montagem da sua nova peca de mobiliário, certifique-se de que tem todas as pecas e fixadores fornecidos.
- Siga todas as instrucoes por completo, pois o nao seguimento destas pode anular a sua garantía e constituir um possível risco de seguranca.
- Recomendamos que a montagem seja feita numa superficie suave, como urna carpete, para evitar danos.
- Verifique periodicamente e volte a apertar todas as pecas de fixacao.
- Limpe semanalmente toda a superficie com um pano limpo. Nao limpe nenhuma superficie com produtos químicos ou abrasivos.

ASSEMBLY INSTRUCTIONS
IMPORTANT:
READ CAREFULLY- RETAIN FOR FUTURE REFERENCE
- Please do not discard any of the packing until you have checked all the parts and the fittings.
- Befare you begin to assembly you new piece of furniture, please check to ensure that all parts & fittings have been supplied.
- Follow the instruction closely as deviation from, may void your warranty and present a possible safety risk.
- It is recommended that the assembly is done on a soft surface, like carpet to avoid any damage.
- Periodically check and re-tighten any fasteners.
- Wipe down all surface weekly with a clean cloth. Do not clean any surface with harsh abrasives or chemicals.

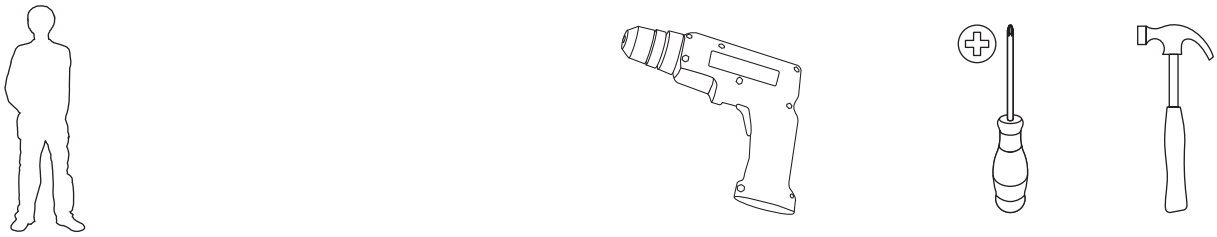

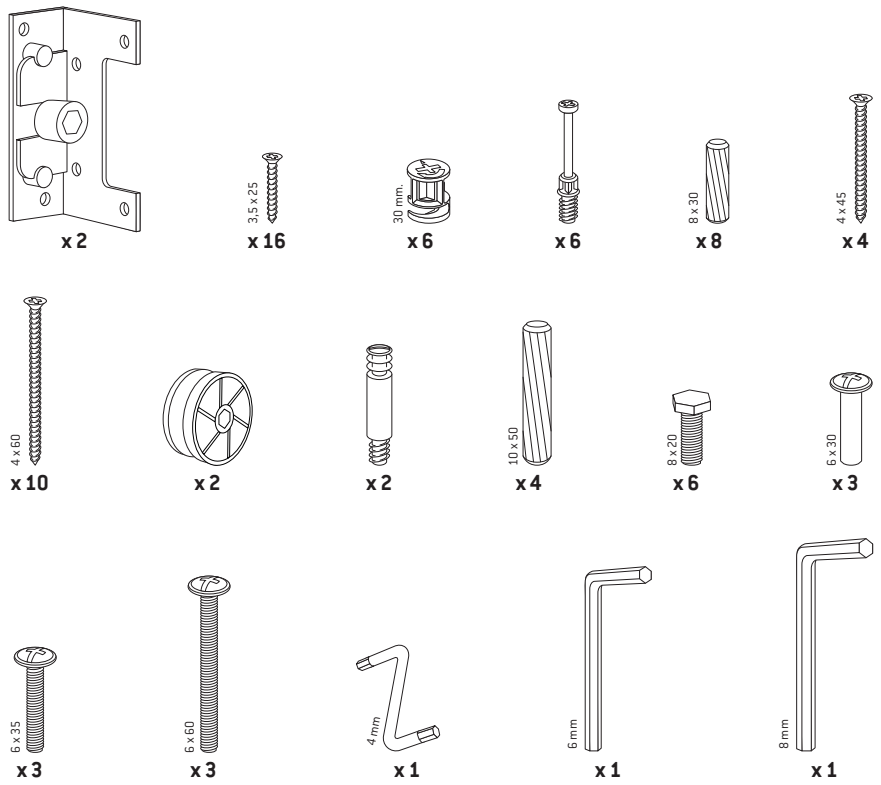
x 2
3,5 x 25
x 16
30 mm.
x 6
x 6
8 x 30
x 8
4 x 45
x 4
4 x 60
x 10
x 2
x 2
10 x 50
x 4
8 x 20
x 6
6 x 30
x 3
6 x 35
x 3
6 x 60
x 3
4 mm
x 1
6 mm
x 1
8 mm
x 1

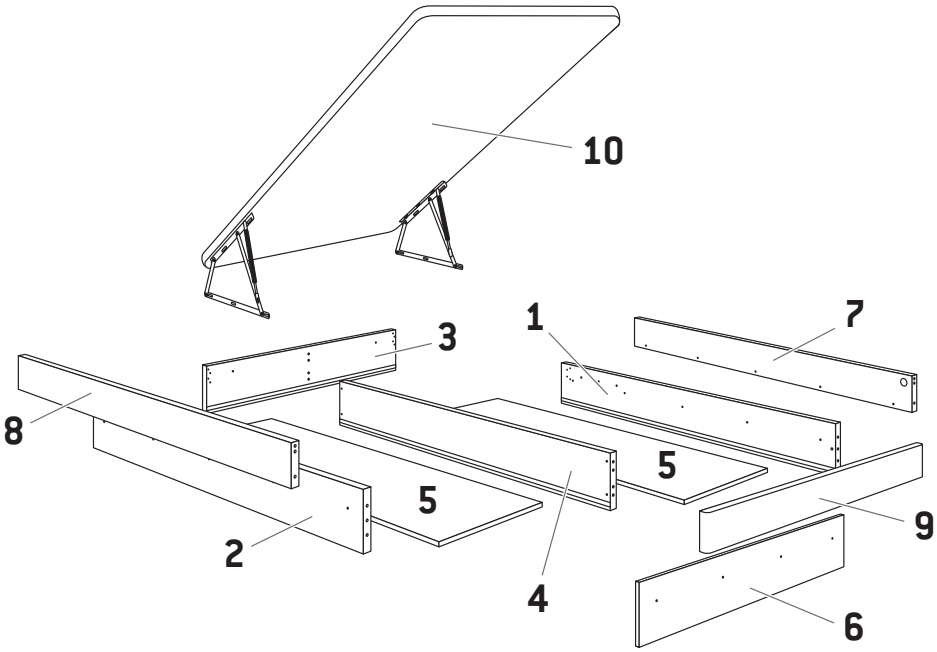
10
3
1
7
8
5
5
9
2
4
6

1

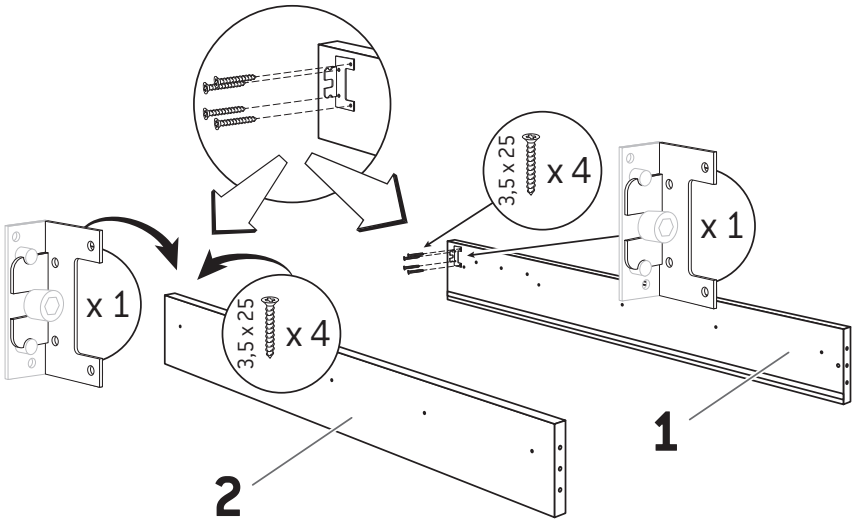

2

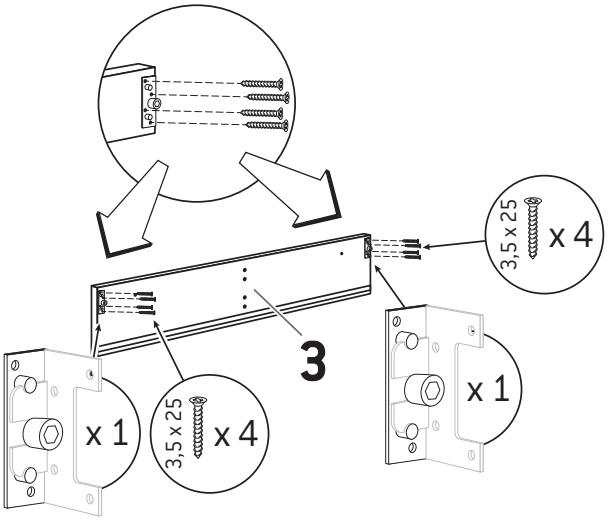

3

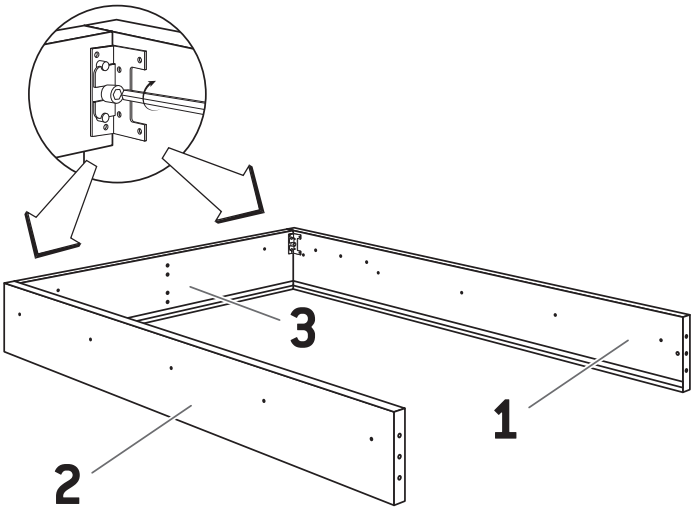

4

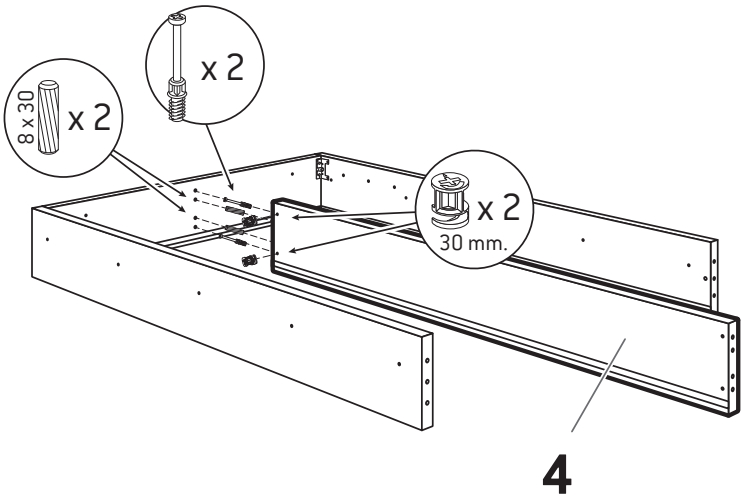
x 2
8 x 30
x 2
x 2
30 mm.
4

5

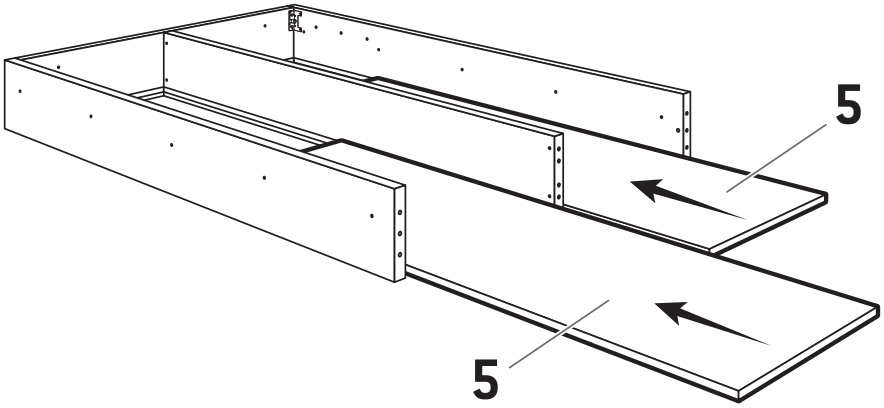
5
5

6

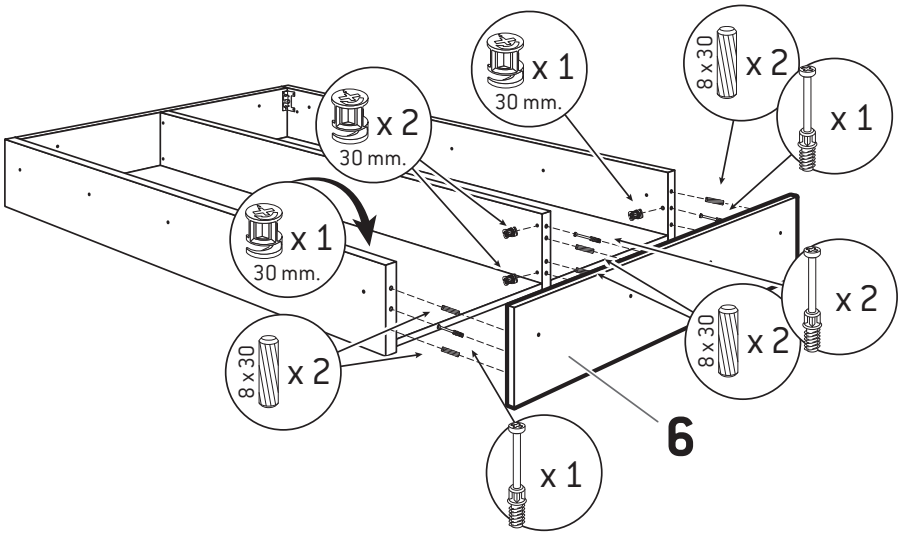
x 1
30 mm.
8 x 30
x 2
x 1
x 2
30 mm.
x 1
30 mm.
x 2
8 x 30
x 2
8 x 30
x 2
6
x 1

7

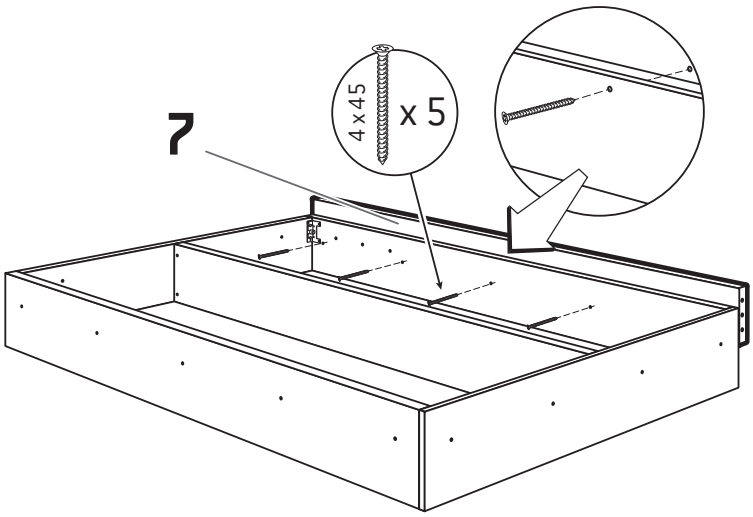

8

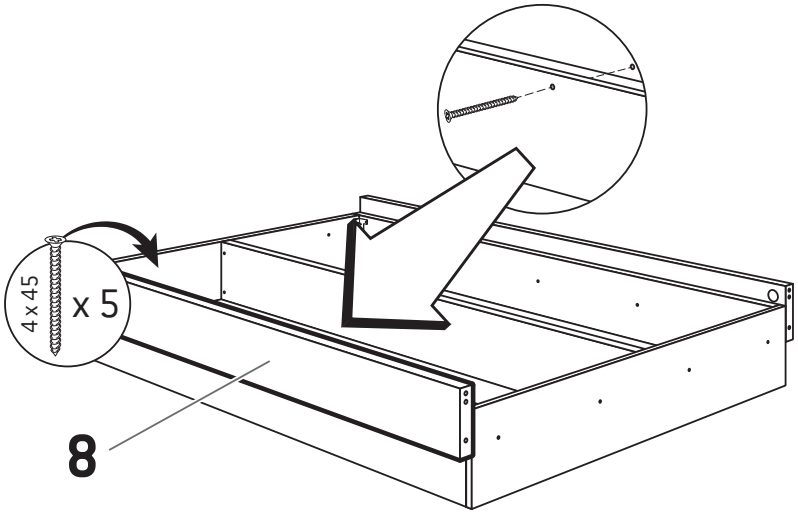

9

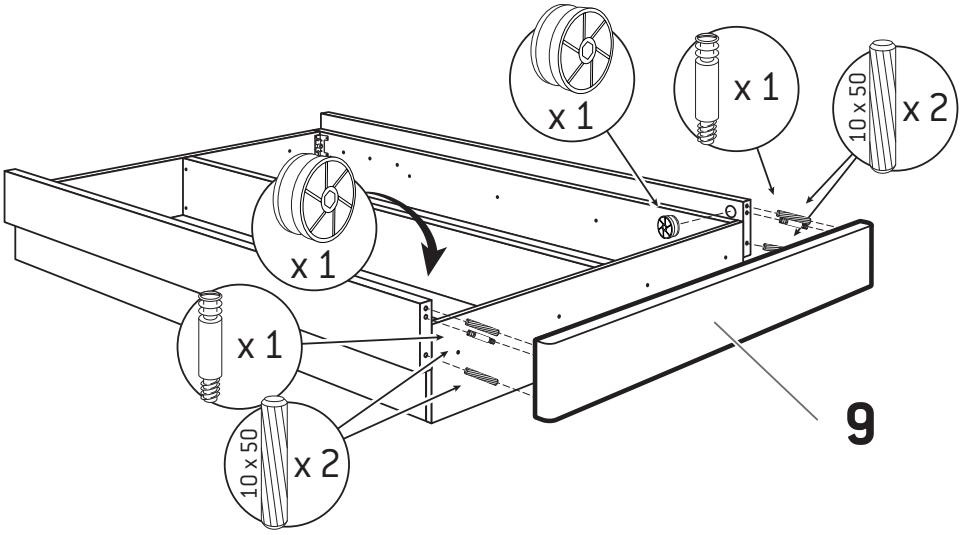

10

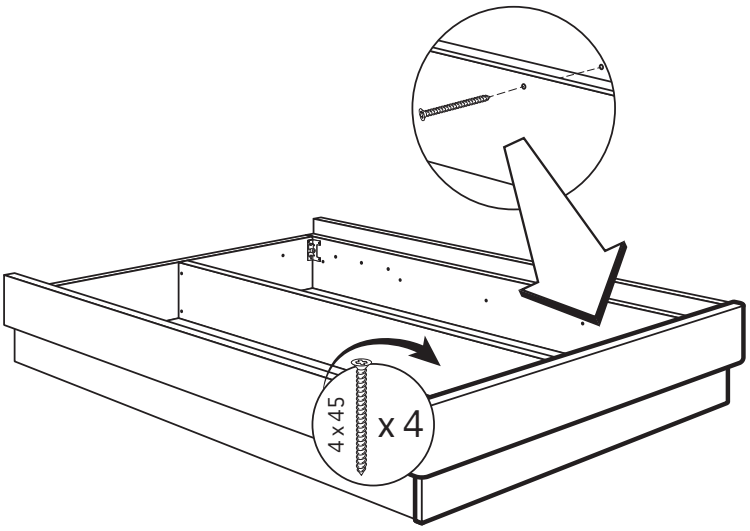

11

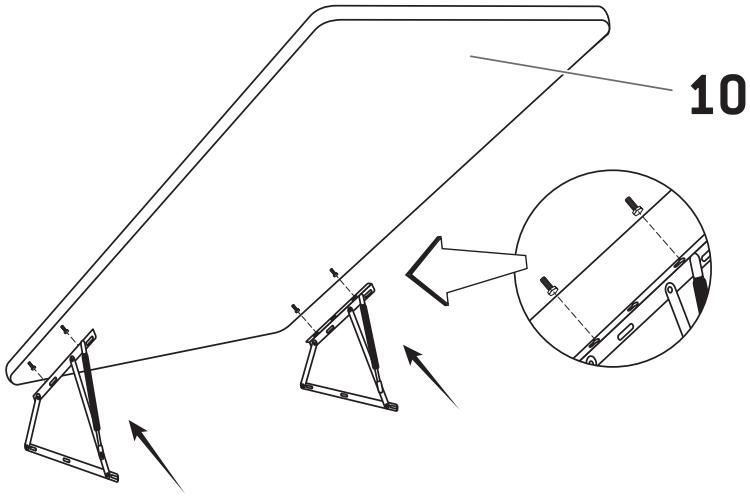

12

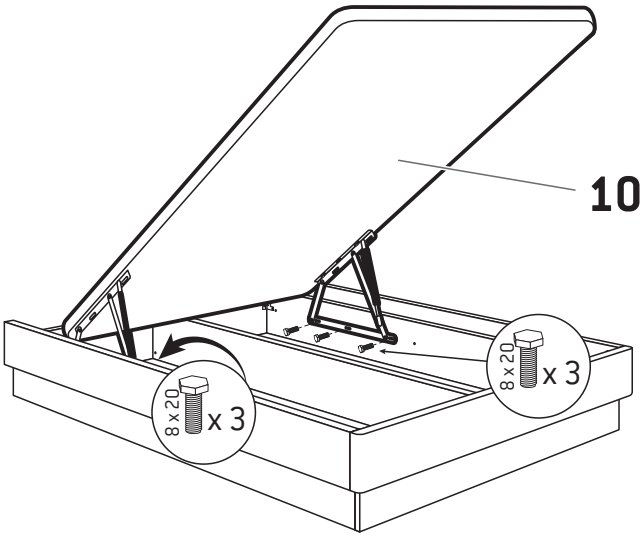

INSTRUCCIONES DE LIMPIEZA

- Limpie todas las superficies cada semana con un paño limpio. No limpie ninguna superficie con productos abrasivos o químicos agresivos.

INSTRUCÓES DE LIMPEZA

- Limpe semanalmente toda a superfície com um pano limpo. Nao limpe nenhuma superfície com produtos químicos ou abrasivos.

CLEANING INSTRUCTIONS

- Wipe down all surface weekly with a clean cloth. Do not clean any surface with harsh abrasives or chemicals.

El Corte Inglés S.A.
Hermosilla 112 - 28009 Madrid
España/ Espanha / Spain. NIF: A-28017895

Fabricado en España / Fabricado em Espanha / Made in Spain

elcorteingles.es